

Charles Sturt University is one of Australia's largest providers of higher education online services. Having led the way into online education over ten years ago, **CSU Interact** is the latest innovation to enhance access to quality learning at Charles Sturt University.

 **Support for CSU Interact**

For further information and support with CSU Interact refer to

www.csu.edu.au/student/interact

or contact the

IT Service Desk





Local call Australia wide: 1300 653 088

International: +61 2 6338 4357

www.csu.edu.au/division/dit/service/



CHARLES STURT
UNIVERSITY

-  Communicate
-  Collaborate
-  Discover
-  Learn

Welcome to
INTERact 
CSU's online scholarly environment



interact.csu.edu.au



interact.csu.edu.au

www.csu.edu.au

What is CSU Interact?

CSU Interact is an online environment designed to support collaborative and scholarly activity that can enhance your learning.

CSU Interact can also support your research and project work.

Each subject at CSU will have an **Interact** site. You will also have access to support sites such as Student Life and other project sites that relate to you.

CSU Interact tools

The **CSU Interact** environment hosts a number of tools which are displayed in a menu on the left side of each site. Examples of such tools are forums, announcements and wikis. The tools available in each site will depend on the purpose of the site.

While using a tool you can go directly to the Help for that tool by clicking the ? icon in the tool title bar.

You can also access information about tools in the Help section of the site, which is located at the bottom of the menu on the left side of your screen.

Who has access to CSU Interact?

All enrolled CSU students have access to CSU Interact

You will need an active CSU user name and password to access **CSU Interact**.

You should contact the IT Service Desk if you have problems with your username and password or you cannot access **CSU Interact**.

How to access CSU Interact

The address of CSU Interact is

interact.csu.edu.au

Once logged into the **Interact** environment, all sites relevant to you will be listed.

You can also access your subject sites in **CSU Interact** through the My Subjects link at **my.csu.edu.au**

Using CSU Interact

1 Go to **interact.csu.edu.au** in your web browser and login.

This will take you to 'My Workspace'.

In **CSU Interact**, each user has their own individual worksite called My Workspace. My Workspace is a place where you can keep personal documents, create new sites, maintain a schedule, store resources, and much more.

You will see across the top of your screen tabs indicating all the sites you have access to. If you have more sites than fit across the screen, a More menu will appear.

2 Click on the relevant tab to enter the **Interact** site of your choice

