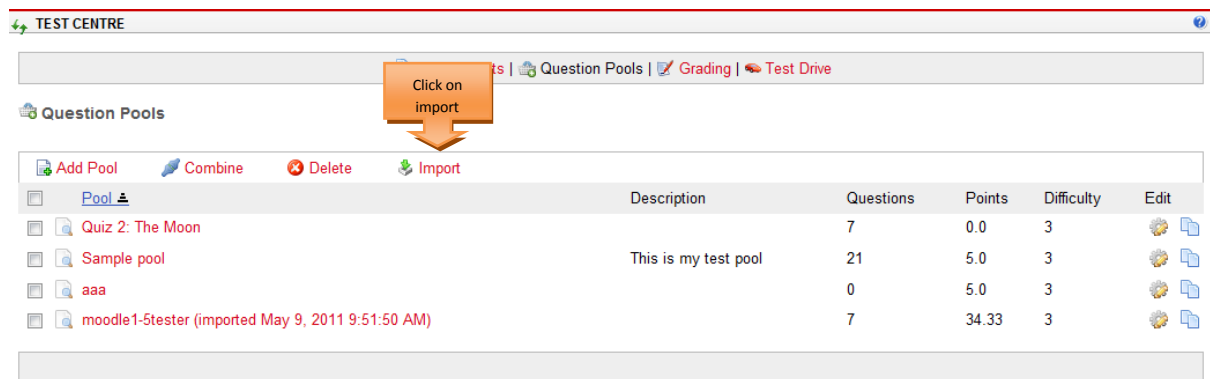


## Importing questions from other sources (eg Textbook Publishers)

Sometimes you will be able to access question banks from other sources. These may include other learning management systems, or question banks provided for your use by textbook publishers. As you can imagine, there are many different types of quizzing and testing tools and because of this not all formats may be compatible with Test Centre. However, those that use the international standard QTI IMS specification as a format for export will be compatible. If the textbook publisher or question bank provider can provide you with this format you can import the question banks using the following process.

To import question pools from other sources you need to go to your subject's test centre and click on the "Question Pools". You then need to click on the "import" function.



TEST CENTRE

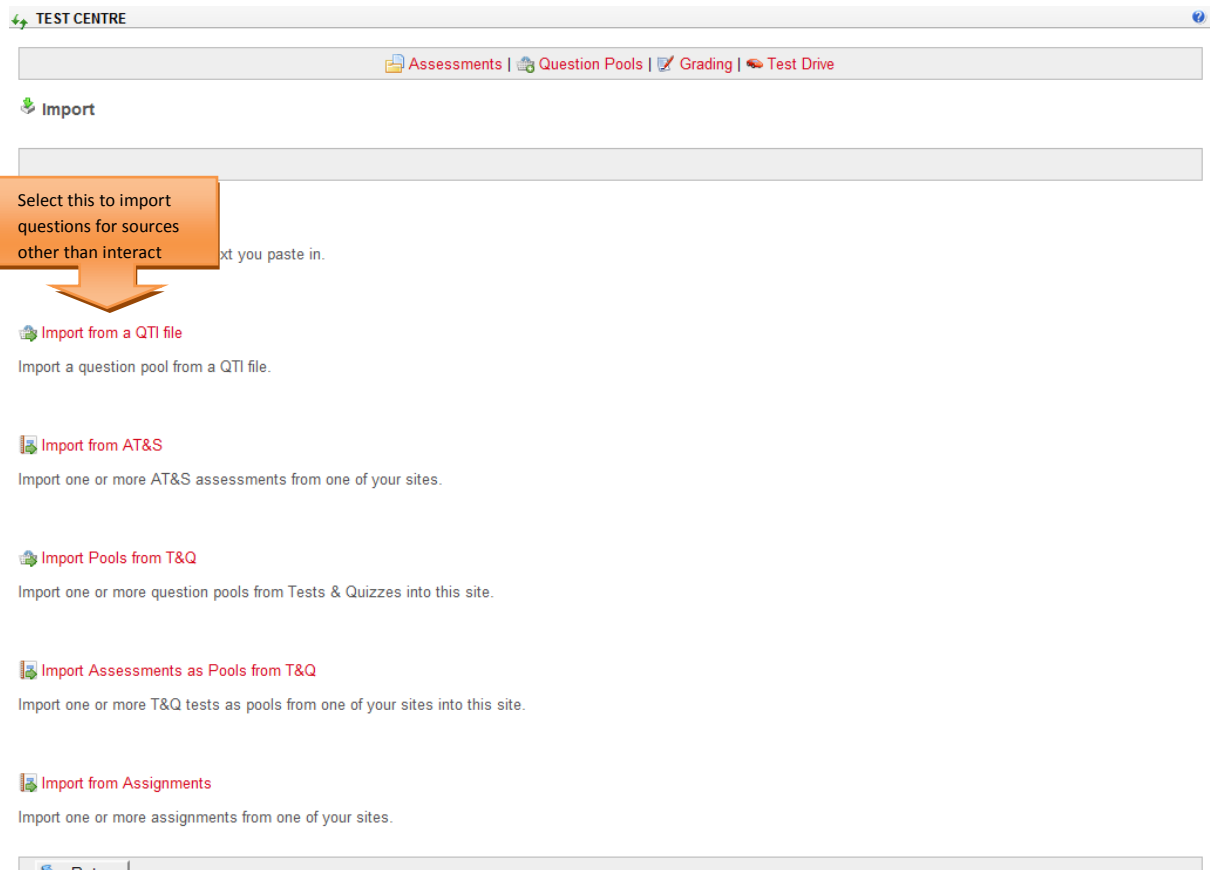
Assessments | Question Pools | Grading | Test Drive

Question Pools

Add Pool Combine Delete Import

Pool	Description	Questions	Points	Difficulty	Edit
Quiz 2: The Moon		7	0.0	3	
Sample pool	This is my test pool	21	5.0	3	
aaa		0	5.0	3	
moodle1-5tester (imported May 9, 2011 9:51:50 AM)		7	34.33	3	

You then need to select "Import from a QTI file"



TEST CENTRE

Assessments | Question Pools | Grading | Test Drive

Import

Select this to import questions for sources other than interact

Import from a QTI file  
Import a question pool from a QTI file.

Import from AT&S  
Import one or more AT&S assessments from one of your sites.

Import Pools from T&Q  
Import one or more question pools from Tests & Quizzes into this site.


Import Assessments as Pools from T&Q  
Import one or more T&Q tests as pools from one of your sites into this site.





Import from Assignments  
Import one or more assignments from one of your sites.


Return

You will then be asked to locate and upload the QTI file that you wish to upload. Browse to the location of the file, click on upload, and then click on OK. The questions will then be uploaded into your test centre question pools.

---

 TEST CENTRE

 Assessments |  Question Pools |  Grading |  Test Drive

 Import from QTI

Select the QTI file to upload