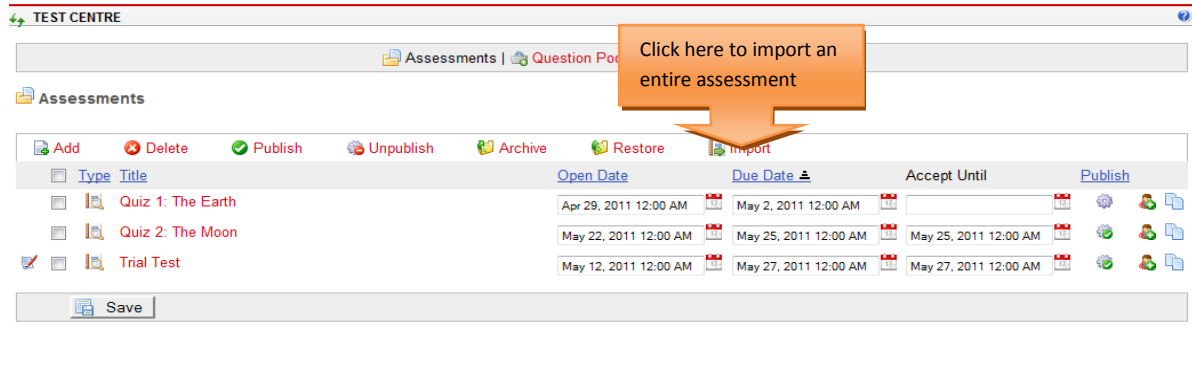
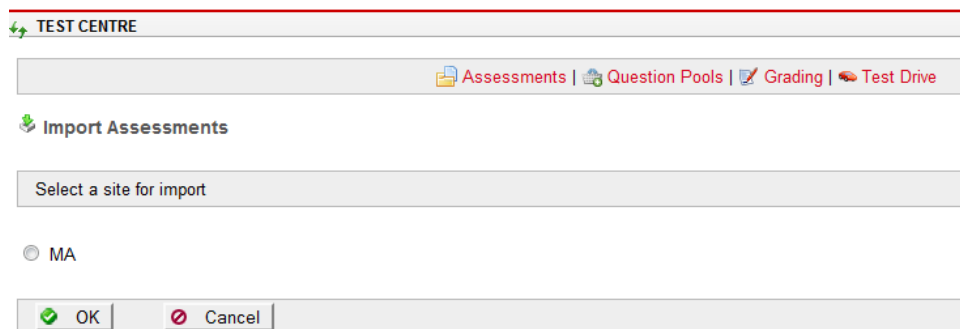


## Importing assessments

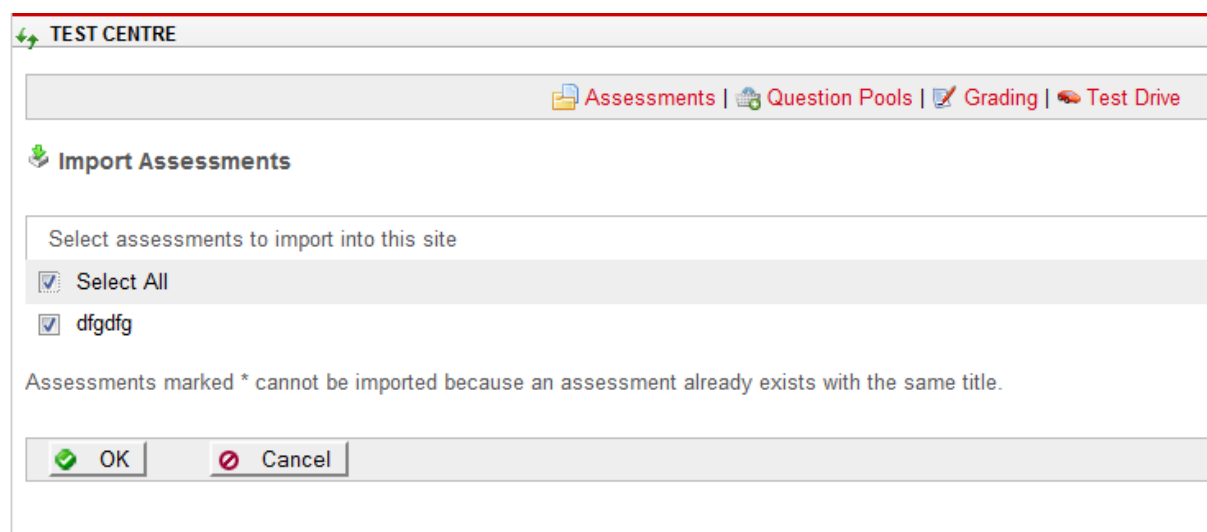
You can choose to import an entire assessment, along with its associated question pools, directly into Test Centre. When you are in the “assessment” section of Test Centre you need to click on “import”.



You will then be asked to select the interact site you wish to import the assessment from. Once that is done click on “OK”.



You will then need to select the assessment item – or items – that you wish to import. You do this by clicking the checkboxes next to the items, and then clicking OK. Once that is done the assessments will be imported into your site.



As you can see, the new assessment is listed in your site. Remember that you will still need to modify dates and times, and **you will still need to publish the assessments to make them available to your new cohort.**

TEST CENTRE

Assessments | Question Pools | Grading | Test Drive

Assessments

Add Delete Publish Unpublish Archive Restore Import

Type	Title	Open Date	Due Date	Accept Until	Publish
<input type="checkbox"/>	Quiz 1: The Earth	Apr 29, 2011 12:00 AM	May 2, 2011 12:00 AM		
<input type="checkbox"/>	dfgdfg	Apr 29, 2011 12:00 AM	May 2, 2011 12:00 AM		
<input type="checkbox"/>	Quiz 2: The Moon	May 22, 2011 12:00 AM	May 25, 2011 12:00 AM	May 25, 2011 12:00 AM	
<input type="checkbox"/>	Trial Test	May 12, 2011 12:00 AM	May 27, 2011 12:00 AM	May 27, 2011 12:00 AM	

Save