

The default Chrome PDF Viewer can sometimes open Division of Human Resources forms with limited functionality or not open them at all as per the below error message.

Please wait...

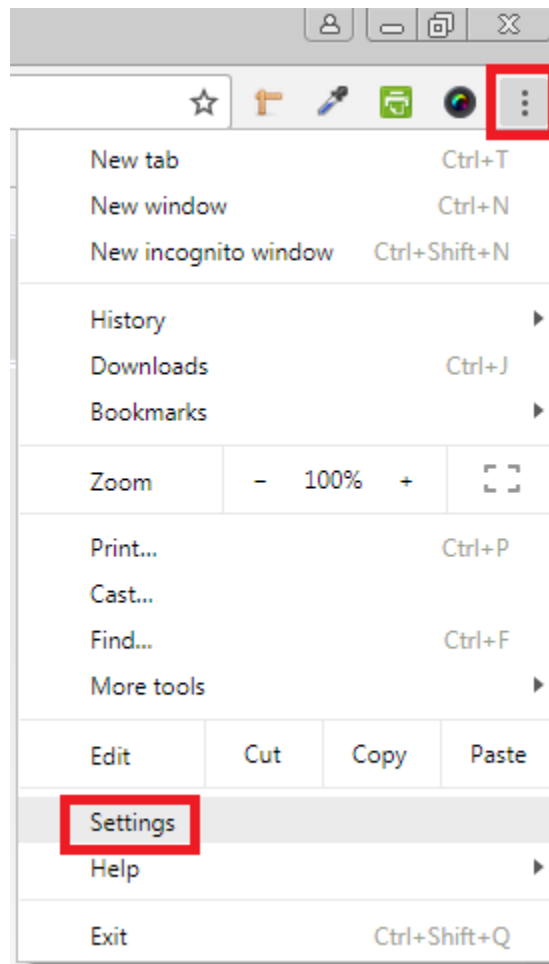
If this message is not eventually replaced by the proper contents of the document, your PDF viewer may not be able to display this type of document.

You can upgrade to the latest version of Adobe Reader for Windows®, Mac, or Linux® by visiting http://www.adobe.com/go/reader_download.

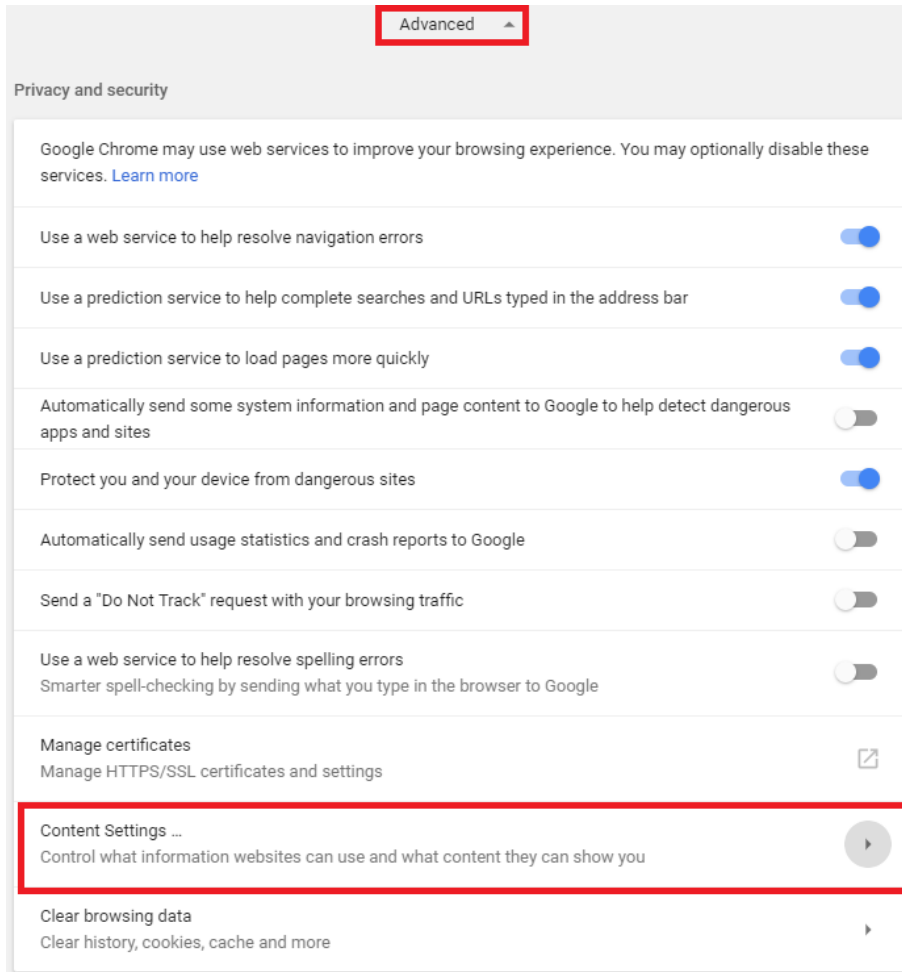
For more assistance with Adobe Reader visit <http://www.adobe.com/go/acreader>.

Windows is either a registered trademark or a trademark of Microsoft Corporation in the United States and/or other countries. Mac is a trademark of Apple Inc., registered in the United States and other countries. Linux is the registered trademark of Linus Torvalds in the U.S. and other countries.

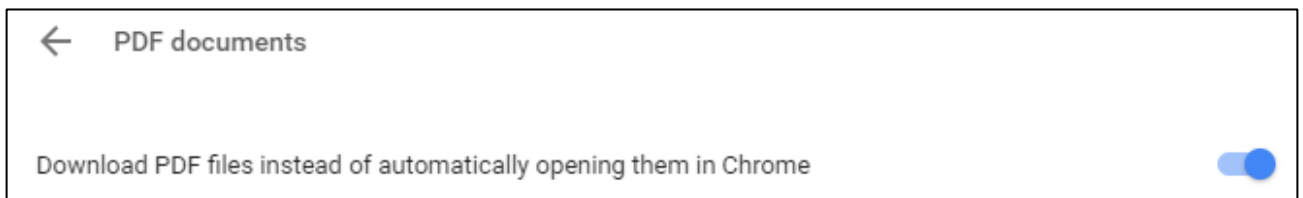
Click the **three dots** to open the Chrome menu on the right hand side of the browser and choose **Settings**.



Scroll down, click on **Advanced** and then **Content Settings**.



At the bottom of the list select **PDF documents** and ensure that the option is **enabled** as shown below.



You can now click on the link to the form again and it will open successfully.