

## Conferencing at CSU - Using a Mobile Device


The CSU conferencing system supports connections from a variety of software and devices, including smartphones and tablets.

### To use your mobile device:

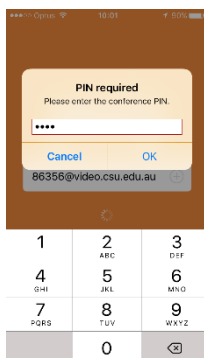
1. Download the free **Pexip Infinity Connect Mobile** app from the app store for your particular device.
2. Obtain the conference ID (examples shown below) from the conference owner or organiser. Typically, you should receive this in the email inviting you to the conference:

**12345@video.csu.edu.au**  
**vmrtest@video.csu.edu.au**

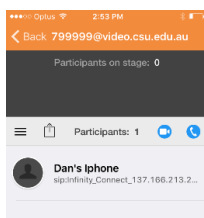
3. Open the **Pexip Infinity Connect Mobile** app and copy and paste (or type) the conference ID into the **address to call** field and tap the **Join** option, as shown below:



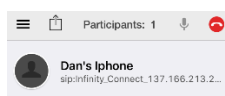
4. If prompted, select the appropriate conference role. If you are the conference host, select the **Host** option and enter your VMR host pin number. All other participants should select the **Guest** option.



5. You will now be connected to the conference and can select the video or audio-only option using the appropriate button. Please be aware that due to the relatively small screen-size of many mobile devices, you may only see the active speaker in the conference rather than all participants.



6. Tap the red disconnect button at any time to disconnect from the conference as shown below:



**Please Note:** Use of a mobile device to connect to a conference may generate significant data charges. DIT recommends only using a mobile app when connected to a wireless network.